

Reflect v2015 Quick Guide for Practitioners

Reflect v2015 has been redesigned to make navigating evaluation plans and activities more efficient. To help you understand the changes, we've included several resources, including brief video tutorials and help articles with step-by-step instructions.

Streamlined Practitioner Page

As an evaluator or a practitioner, the Practitioner Page is where you will interact with an evaluation plan and complete the various tasks within evaluation activities. The new Practitioner Page features streamlined navigation, at-a-glance status information and a calendar view to enhance scheduling.


[Practitioner Page tutorial](#)

Learn more about the Practitioner Page:

[Navigating the Practitioner Page](#)

[Accessing Evaluation Activities](#)

Working with Forms

Forms can now be shared once they have been started to allow for enhanced sharing of information between practitioners and evaluators without having to submit and request revision. To quickly find a form, look for the form icon: 


[Forms tutorial](#)

 Learn more about forms:


[Completing Forms](#)

[Revising Forms](#)

Working with Artifacts

Artifact tasks can now be shared once they have been started to allow for easy access to uploaded documents. To quickly locate artifact tasks, look for the paper clip icon: 

[Artifacts tutorial](#)

 Learn more about artifacts:

[Uploading Artifacts](#)

[Revising Artifacts](#)